




Don't worry, the worksheet is attached.

- There are two sheets attached. One is the worksheet you were looking for and the other is the Video Guide Help to leave in the VHS or DVD case for a fellow teacher.

**PRINT THIS NOTICE
and put it in the
DVD or VHS case.**



- Please print out both sheets and place the Video Guide Help sheet in the VHS or DVD case.

**PRINT THE WORKSHEET
from the website every
time for the latest copy.**



- The Video Guides are constantly being updated and revised. Please simply go to the StarMaterials.com website and download a fresh copy of the free worksheet as you need it.
- Keep checking the website for the latest teacher created and teacher tested tools for your classroom.



There is a video guide for this video that will help students with the materials.

Free Video Guide

- There are always 15 questions, either fill in the blank, circle the correct or true/false so that students can keep up with the video.
- Students can read and fill them out before viewing and then correct the information while watching the video.
- There is a section for three things students knew that were confirmed in the video (claiming prior knowledge) and three things they know now after watching the video (learned).
- Next to the question numbers triangles (Δ) can be filled to indicate which questions are to be answered. This accommodation may limit the requirements for special needs students.
- Every guide has the same "Look and Feel"

Go there now - www.StarMaterials.com

NEW

StarMaterials.com now has many video guides for other videos.
The seven page enhanced "Word Bank" version for this video includes:

Each Episode Set includes:

- 1- **Answer Key** question times are listed; also has grading guide.
- 2- **Student Worksheet** with a "Word Bank". (For special needs).
- 3- **Student Worksheet** with no "Word Bank". (Copy attached below)
- 4- **Individual Quiz** - with a "Word Bank". (For special needs).
- 5- **Individual Quiz** - with no "Word Bank".
- 6- **Reusable Quiz** - with a "Word Bank". (For special needs).
- 7- **Reusable Quiz** - with no "Word Bank".



Please leave this page in the DVD/VCR case so that you won't forget!

Room ____ Block ____ ID# ____

Name ____

Teacher ____

Date: ____ / ____ / ____

Period ____

BNL01

Blood and Circulation



While watching, complete this video guide.

Three things I knew
that were confirmed in
the video:

A- _____

B- _____

C- _____

Three things I didn't know
but I now know because I
watched the video.

A- _____

B- _____

C- _____

- ___ Δ 1. Your heart _____ so that it can pump blood to your entire body.
- ___ Δ 2. Your heart is about the same size as your _____.
- ___ Δ 3. Arteries / capillaries are very small blood vessels next to every cell in your body.
- ___ Δ 4. Your _____ carries all the nutrients to your bones.
- ___ Δ 5. Our bodies use blood to transport oxygen, food and _____.
- ___ Δ 6. When your feet fall asleep, it is because your blood vessels and nerves are _____.
- ___ Δ 7. The left and right side of your heart send blood to the same place / different places.
- ___ Δ 8. In your blood vessels you have both _____ and white blood cells.
- ___ Δ 9. Everyday your body makes 200 thousand / billion new red blood cells.
- ___ Δ 10. Normally, there is about 5 liters / gallons of blood in your body.
- ___ Δ 11. There is one / are two numbers that go with blood pressure.
- ___ Δ 12. When you are exercising, it takes blood about _____ seconds to get through your body.
- ___ Δ 13. The three types of blood vessels are arteries, _____ and capillaries.
- ___ Δ 14. Your heart can pump 7,000 liters / gallons a day.
- ___ Δ 15. Sometimes when you stand up, the blood from your _____ can flow into your body.



Word Bank

Sample

Word Bank

24% / 24%	Elements	Decrease
78% / 78%	Energy / Matter	Liberal
Carbon dioxide	Energy / Matter	Reform
Reform	Heat energy	Phases
Heat energy	Heat energy	Steady

Not all terms are used. Some terms may be used more than once.

1. Everything you can touch is made of _____.

2. Solid, liquid, and gas are the phases of matter.

3. The state in which matter _____ heat is liquid.

4. Matter can change phases by changing the amount of _____.

5. Air is _____.

6. Water vapor is an example of _____.

7. Energy and matter do not change the phases of matter.

8. Absolute zero is when energy _____.

9. The rate at which _____ no change liquid into a gas.

10. A solid is liquid that contains _____ per to make it solid and fix.

11. A gas and _____ will take the shape of a container.

12. The heating and cooling of molecules of matter _____ change their state of matter.

13. To change a gas to a liquid you need to _____ (decrease) the amount of heat energy.

14. To change a solid to a liquid you need to _____ (decrease) the amount of heat energy.

15. Changing a solid to a liquid is a process in changing the _____ of matter.

Select the Version.

The Questions are Identical

Video Guide There are always 15 questions with the same "Look and Feel" - fill in the blank or forced decision so that students can keep up with the video.

- Word Bank for suggested answers.
- Students can fill them out before viewing and then correct the information while watching the video.
- Next to the question numbers there are triangles (Δ) that teachers may fill in indicating which questions are to be answered. This accommodation will limit the requirements for younger or special needs students.

Fill in the Blank

Sample

Fill in the blank

1. Everything you can touch is made of _____.

2. Solid, liquid, and gas are the phases of matter.

3. The state in which matter _____ heat is liquid.

4. Matter can change phases by changing the amount of _____.

5. Air is _____.

6. Water vapor is an example of _____.

7. Energy and matter do not change the phases of matter.

8. Absolute zero is when energy _____.

9. The rate at which _____ no change liquid into a gas.

10. A solid is liquid that contains _____ per to make it solid and fix.

11. A gas and _____ will take the shape of a container.

12. The heating and cooling of molecules of matter _____ change their state of matter.

13. To change a gas to a liquid you need to _____ (decrease) the amount of heat energy.

14. To change a solid to a liquid you need to _____ (decrease) the amount of heat energy.

15. Changing a solid to a liquid is a process in changing the _____ of matter.

Reusable Quiz Print this on colored paper to reuse each year

Next to the question numbers there are triangles (Δ) that teachers can choose indicating which questions are to be answered.

- Use as many questions as you wish 10, 12, 15.
- Ideal for 'clicker' response systems.
- Every quiz has the same "Look and Feel"
- Free Quiz answer sheet at:
<http://www.StarMaterials.com/Documents/>

Individual Quiz Next to the question numbers there are triangles (Δ) that teachers can choose indicating which questions are to be answered.

- When marking, have checkers put a "C" for correct and "X" for wrong in blanks next to the triangles (Δ) then count the "C's" for grade.
- Different classes can take different quizzes.
- Repeat or do-over quizzes can have different questions.
- Every quiz has the same "Look and Feel"
- Have students use ID Numbers only. Have them cross correct before returning the quiz to owner for names.

Answer Key The answer box lists suggested answers.

- Next to the answers are the times the material was presented in the video.
- Correct answer percentages are shown in the included table for a 10, 12, or 15 question quiz.
- Print the answer key on colored paper to find it quickly.
- A handy grading percentage key is provided at the top for easy grading.

Free Quiz

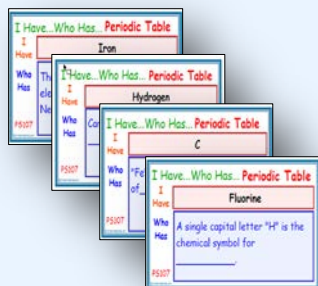
Answer Sheet

Science Quizzes

Quiz 1 Quiz 2 Quiz 3 Quiz 4 Quiz 5 Quiz 6


Question	Answer	Question	Answer	Question	Answer	Question	Answer	Question	Answer	Question	Answer
1. Everything you can touch is made of _____.	_____	1. Everything you can touch is made of _____.	_____	1. Everything you can touch is made of _____.	_____	1. Everything you can touch is made of _____.	_____	1. Everything you can touch is made of _____.	_____	1. Everything you can touch is made of _____.	_____
2. Solid, liquid, and gas are the phases of matter.	_____	2. Solid, liquid, and gas are the phases of matter.	_____	2. Solid, liquid, and gas are the phases of matter.	_____	2. Solid, liquid, and gas are the phases of matter.	_____	2. Solid, liquid, and gas are the phases of matter.	_____	2. Solid, liquid, and gas are the phases of matter.	_____
3. The state in which matter _____ heat is liquid.	_____	3. The state in which matter _____ heat is liquid.	_____	3. The state in which matter _____ heat is liquid.	_____	3. The state in which matter _____ heat is liquid.	_____	3. The state in which matter _____ heat is liquid.	_____	3. The state in which matter _____ heat is liquid.	_____
4. Matter can change phases by changing the amount of _____.	_____	4. Matter can change phases by changing the amount of _____.	_____	4. Matter can change phases by changing the amount of _____.	_____	4. Matter can change phases by changing the amount of _____.	_____	4. Matter can change phases by changing the amount of _____.	_____	4. Matter can change phases by changing the amount of _____.	_____
5. Air is _____.	_____	5. Air is _____.	_____	5. Air is _____.	_____	5. Air is _____.	_____	5. Air is _____.	_____	5. Air is _____.	_____
6. Water vapor is an example of _____.	_____	6. Water vapor is an example of _____.	_____	6. Water vapor is an example of _____.	_____	6. Water vapor is an example of _____.	_____	6. Water vapor is an example of _____.	_____	6. Water vapor is an example of _____.	_____
7. Energy and matter do not change the phases of matter.	_____	7. Energy and matter do not change the phases of matter.	_____	7. Energy and matter do not change the phases of matter.	_____	7. Energy and matter do not change the phases of matter.	_____	7. Energy and matter do not change the phases of matter.	_____	7. Energy and matter do not change the phases of matter.	_____
8. Absolute zero is when energy _____.	_____	8. Absolute zero is when energy _____.	_____	8. Absolute zero is when energy _____.	_____	8. Absolute zero is when energy _____.	_____	8. Absolute zero is when energy _____.	_____	8. Absolute zero is when energy _____.	_____
9. The rate at which _____ no change liquid into a gas.	_____	9. The rate at which _____ no change liquid into a gas.	_____	9. The rate at which _____ no change liquid into a gas.	_____	9. The rate at which _____ no change liquid into a gas.	_____	9. The rate at which _____ no change liquid into a gas.	_____	9. The rate at which _____ no change liquid into a gas.	_____
10. A solid is liquid that contains _____ per to make it solid and fix.	_____	10. A solid is liquid that contains _____ per to make it solid and fix.	_____	10. A solid is liquid that contains _____ per to make it solid and fix.	_____	10. A solid is liquid that contains _____ per to make it solid and fix.	_____	10. A solid is liquid that contains _____ per to make it solid and fix.	_____	10. A solid is liquid that contains _____ per to make it solid and fix.	_____
11. A gas and _____ will take the shape of a container.	_____	11. A gas and _____ will take the shape of a container.	_____	11. A gas and _____ will take the shape of a container.	_____	11. A gas and _____ will take the shape of a container.	_____	11. A gas and _____ will take the shape of a container.	_____	11. A gas and _____ will take the shape of a container.	_____
12. The heating and cooling of molecules of matter _____ change their state of matter.	_____	12. The heating and cooling of molecules of matter _____ change their state of matter.	_____	12. The heating and cooling of molecules of matter _____ change their state of matter.	_____	12. The heating and cooling of molecules of matter _____ change their state of matter.	_____	12. The heating and cooling of molecules of matter _____ change their state of matter.	_____	12. The heating and cooling of molecules of matter _____ change their state of matter.	_____
13. To change a gas to a liquid you need to _____ (decrease) the amount of heat energy.	_____	13. To change a gas to a liquid you need to _____ (decrease) the amount of heat energy.	_____	13. To change a gas to a liquid you need to _____ (decrease) the amount of heat energy.	_____	13. To change a gas to a liquid you need to _____ (decrease) the amount of heat energy.	_____	13. To change a gas to a liquid you need to _____ (decrease) the amount of heat energy.	_____	13. To change a gas to a liquid you need to _____ (decrease) the amount of heat energy.	_____
14. To change a solid to a liquid you need to _____ (decrease) the amount of heat energy.	_____	14. To change a solid to a liquid you need to _____ (decrease) the amount of heat energy.	_____	14. To change a solid to a liquid you need to _____ (decrease) the amount of heat energy.	_____	14. To change a solid to a liquid you need to _____ (decrease) the amount of heat energy.	_____	14. To change a solid to a liquid you need to _____ (decrease) the amount of heat energy.	_____	14. To change a solid to a liquid you need to _____ (decrease) the amount of heat energy.	_____
15. Changing a solid to a liquid is a process in changing the _____ of matter.	_____	15. Changing a solid to a liquid is a process in changing the _____ of matter.	_____	15. Changing a solid to a liquid is a process in changing the _____ of matter.	_____	15. Changing a solid to a liquid is a process in changing the _____ of matter.	_____	15. Changing a solid to a liquid is a process in changing the _____ of matter.	_____	15. Changing a solid to a liquid is a process in changing the _____ of matter.	_____

Free I Have, Who Has...



30 Questions and answers on 30 different cards.
Many different content areas taught.

Free Video Reviews



"Bill Nye - The Science Guy", "Magic School Bus",
"The Eyes of Nye", "Liberty's Kids" and more.

Free I-Journals*



Free I-Guides*



Dictionary Drills (.pdf)

Use Guide Words to place work in question.

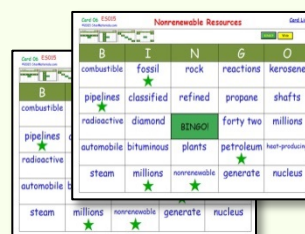
Free I-Cloze* Readings



Reading in the Content Area (.pdf)

Interactive worksheets that are self-correcting.

Free I-BINGO* Review




Great concept introduction or review (.pdf)

30 Interactive BINGO Cards.

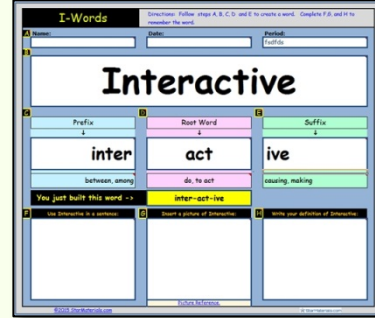
*Interactive lessons for printout on Paper or use with iPad®, iPod®, Kindle®, Chromebook®, Laptop, SMART® board or other devices.

I-Wilson® Reading Tiles*



Move letter tiles on screen. (.doc)
for teaching Wilson® steps 1 through 6.

I-Words*



Construct words and make posters (xlsx)
Use drop down lists for prefix, roots and suffix.

More to Come from StarMaterials!

Keep up to date with the latest tips and tricks using StarMaterials documents.


Click on the image and sign up.




or click on the link below:

<https://groups.yahoo.com/neo/groups/StarMaterials>

It's quick and easy and you can decide if you'd like a daily email or summary.

Click to follow us on -> 

Click to follow us on -> 

No, we will not sell your information and we are too busy creating new materials to send too many emails anyway.

Thanks!

StarMaterials.com