




Don't worry, the worksheet is attached.

- There are two sheets attached. One is the worksheet you were looking for and the other is the Video Guide Help to leave in the VHS or DVD case for a fellow teacher.

**PRINT THIS NOTICE
and put it in the
DVD or VHS case.**



- Please print out both sheets and place the Video Guide Help sheet in the VHS or DVD case.

**PRINT THE WORKSHEET
from the website every
time for the latest copy.**





There is a video guide for this video that will help students with the materials.

Free Video Guide

- There are always 15 questions, either fill in the blank, circle the correct or true/false so that students can keep up with the video.
- Students can read and fill them out before viewing and then correct the information while watching the video.
- There is a section for three things students knew that were confirmed in the video (claiming prior knowledge) and three things they know now after watching the video (learned).
- Next to the question numbers triangles (Δ) can be filled to indicate which questions are to be answered. This accommodation may limit the requirements for special needs students.
- Every guide has the same "Look and Feel"

Go there now - www.StarMaterials.com

NEW

StarMaterials.com now has many video guides for other videos.
The seven page enhanced "Word Bank" version for this video includes:

Each Episode Set includes:

- 1- **Answer Key** question times are listed; also has grading guide.
- 2- **Student Worksheet** with a "Word Bank". (For special needs).
- 3- **Student Worksheet** with no "Word Bank". (Copy attached below)
- 4- **Individual Quiz** - with a "Word Bank". (For special needs).
- 5- **Individual Quiz** - with no "Word Bank".
- 6- **Reusable Quiz** - with a "Word Bank". (For special needs).
- 7- **Reusable Quiz** - with no "Word Bank".



Please leave this page in the DVD/VCR case so that you won't forget!

Room ____ Block ____ ID# ____

Name ____

Teacher ____

Date: ____ / ____ / ____

Period ____

BNL33

Germs



While watching, complete this video guide.

Three things I knew
that were confirmed in
the video:

A- _____

B- _____

C- _____

Three things I didn't know
but I now know because I
watched the video.

A- _____

B- _____

C- _____

- ___ Δ 1. _____ are so small they can only be seen with a microscope.
- ___ Δ 2. White / Red blood cells attack germs to help prevent you from being sick.
- ___ Δ 3. Blood cells are constantly fighting off germ _____.
- ___ Δ 4. A pimple is from _____ growing in your skin.
- ___ Δ 5. Being cold does / does not give you a cold.
- ___ Δ 6. Your immune system makes _____ against viruses.
- ___ Δ 7. Preservatives are used in _____ to keep bacteria from growing.
- ___ Δ 8. Salt, sugar and vinegar are examples of _____.
- ___ Δ 9. If your _____ has germs on it and you touch your face, you transfer the germs to your face.
- ___ Δ 10. A virus makes a(n) _____ of itself by using your cells to do it for them.
- ___ Δ 11. HIV is a _____ that attacks the white blood cells this disease is called AIDS.
- ___ Δ 12. There is no _____ for AIDS.
- ___ Δ 13. Food has to be really hot or really cold to prevent / allow bacteria to grow.
- ___ Δ 14. Cleaning rags with bleach water is a good way to _____ germs.
- ___ Δ 15. *Germs are everywhere* but most of them won't make you _____.



Word Bank

Sample

Word Bank

24% / 25%	Elements	Decrease
78% / 85%	Energy / Matter	Liberal
Carbon dioxide	Energy / Matter	Reform
Reform	Heat energy	Phases
Heat energy	Heat energy	Steady

Not all terms are used. Some terms may be used more than once.

1. Everything you can touch is made of _____.

2. Solid, liquid, and gas are the phases of matter.

3. The state in which matter _____ heat is liquid.

4. Matter can change phases by changing the amount of _____.

5. Air is _____.

6. Water vapor is an example of _____.

7. Energy and matter do not change the phases of matter.

8. Absolute zero is when energy _____.

9. The rate at which _____ no change liquid into a gas.

10. A solid is liquid that contains _____ per to make it solid and fix.

11. A gas and _____ will take the shape of a container.

12. The heating and cooling of substances can _____ change their state of matter.

13. To change a gas to a liquid you need to _____ (decrease) the amount of heat energy.

14. To change a solid to a liquid you need to _____ (decrease) the amount of heat energy.

15. Changing a solid to a liquid is a process in changing the _____ of matter.

Select the Version.

The Questions are Identical

Video Guide There are always 15 questions with the same "Look and Feel" - fill in the blank or forced decision so that students can keep up with the video.

- Word Bank for suggested answers.
- Students can fill them out before viewing and then correct the information while watching the video.
- Next to the question numbers there are triangles (Δ) that teachers may fill in indicating which questions are to be answered. This accommodation will limit the requirements for younger or special needs students.

Fill in the Blank

Sample

Fill in the blank.

1. Everything you can touch is made of _____.

2. Solid, liquid, and gas are the phases of matter.

3. The state in which matter _____ heat is liquid.

4. Matter can change phases by changing the amount of _____.

5. Air is _____.

6. Water vapor is an example of _____.

7. Energy and matter do not change the phases of matter.

8. Absolute zero is when energy _____.

9. The rate at which _____ no change liquid into a gas.

10. A solid is liquid that contains _____ per to make it solid and fix.

11. A gas and _____ will take the shape of a container.

12. The heating and cooling of substances can _____ change their state of matter.

13. To change a gas to a liquid you need to _____ (decrease) the amount of heat energy.

14. To change a solid to a liquid you need to _____ (decrease) the amount of heat energy.

15. Changing a solid to a liquid is a process in changing the _____ of matter.

Reusable Quiz Print this on colored paper to reuse each year

Next to the question numbers there are triangles (Δ) that teachers can choose indicating which questions are to be answered.

- Use as many questions as you wish 10, 12, 15.
- Ideal for 'clicker' response systems.
- Every quiz has the same "Look and Feel"
- Free Quiz answer sheet at:
<http://www.StarMaterials.com/Documents/>

Individual Quiz Next to the question numbers there are triangles (Δ) that teachers can choose indicating which questions are to be answered.

- When marking, have checkers put a "C" for correct and "X" for wrong in blanks next to the triangles (Δ) then count the "C's" for grade.
- Different classes can take different quizzes.
- Repeat or do-over quizzes can have different questions.
- Every quiz has the same "Look and Feel"
- Have students use ID Numbers only. Have them cross correct before returning the quiz to owner for names.

Answer Key The answer box lists suggested answers.

- Next to the answers are the times the material was presented in the video.
- Correct answer percentages are shown in the included table for a 10, 12, or 15 question quiz.
- Print the answer key on colored paper to find it quickly.
- A handy grading percentage key is provided at the top for easy grading.

Free Quiz

Answer Sheet

Science Quizzes

Quiz 1, Quiz 2, Quiz 3, Quiz 4, Quiz 5, Quiz 6, Quiz 7, Quiz 8, Quiz 9, Quiz 10, Quiz 11, Quiz 12, Quiz 13, Quiz 14, Quiz 15

1. Everything you can touch is made of _____.

2. Solid, liquid, and gas are the phases of matter.

3. The state in which matter _____ heat is liquid.

4. Matter can change phases by changing the amount of _____.

5. Air is _____.

6. Water vapor is an example of _____.

7. Energy and matter do not change the phases of matter.

8. Absolute zero is when energy _____.

9. The rate at which _____ no change liquid into a gas.

10. A solid is liquid that contains _____ per to make it solid and fix.

11. A gas and _____ will take the shape of a container.

12. The heating and cooling of substances can _____ change their state of matter.

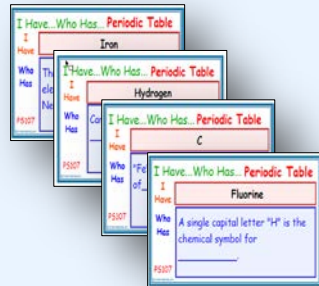
13. To change a gas to a liquid you need to _____ (decrease) the amount of heat energy.

14. To change a solid to a liquid you need to _____ (decrease) the amount of heat energy.

15. Changing a solid to a liquid is a process in changing the _____ of matter.

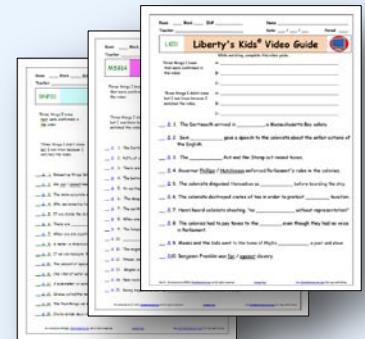
Click on other Helpful Products from StarMaterials

Free I Have, Who Has...



30 Questions and answers on 30 different cards.
Many different content areas taught.

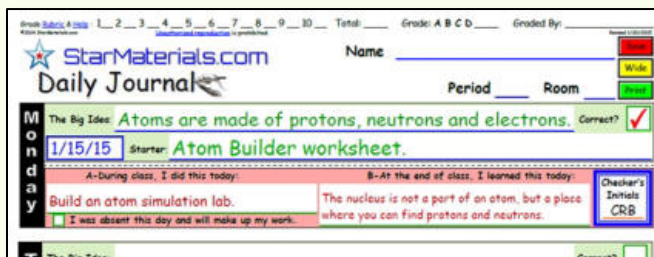
Free Video Reviews



"Bill Nye - The Science Guy", "Magic School Bus",
"The Eyes of Nye", "Liberty's Kids" and more.


Interactive Products from StarMaterials

Free I-Journals*



Writing in the Content Area (.pdf)
Interactive journal worksheets.

Free I-Guides*



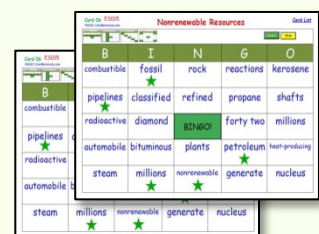
Dictionary Drills (.pdf)
Use Guide Words to place work in question.

Free I-Cloze* Readings



Reading in the Content Area (.pdf)
Interactive worksheets that are self-correcting.


Free I-BINGO* Review



Great concept introduction or review (.pdf)
30 Interactive BINGO Cards.

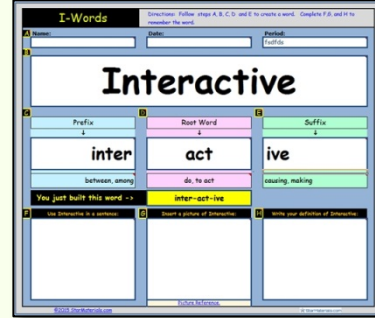
*Interactive lessons for printout on Paper or use with iPad®, iPod®, Kindle®, Chromebook®, Laptop, SMART® board or other devices.

I-Wilson® Reading Tiles*



Move letter tiles on screen. (.doc)
for teaching Wilson® steps 1 through 6.

I-Words*



Construct words and make posters (xlsx)
Use drop down lists for prefix, roots and suffix.

More to Come from StarMaterials!

Keep up to date with the latest tips and tricks using StarMaterials documents.


Click on the image and sign up.




or click on the link below:

<https://groups.yahoo.com/neo/groups/StarMaterials>

It's quick and easy and you can decide if you'd like a daily email or summary.

Click to follow us on -> 

Click to follow us on -> 

No, we will not sell your information and we are too busy creating new materials to send too many emails anyway.

Thanks!

StarMaterials.com